


Data Sheet
Leakage Butterfly Valve with pneum.
Auxiliary Valves and Actuator VMove 1



General



AWH butterfly valve technology has produced another innovation: the leakage butterfly valve with pneumatic auxiliary valves.

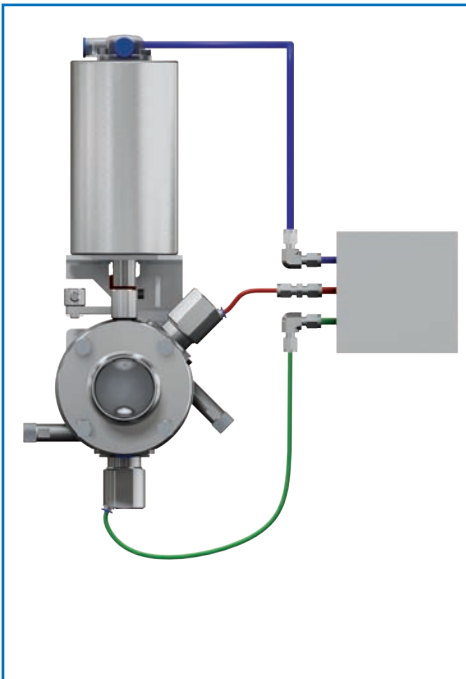
It is designed for reliable separation of media and comes with "auxiliary valves" – one leakage and one flushing valve – fitted as standard. The auxiliary valves can be activated synchronously or in isolation. Thanks to their design, both valves are easy to clean and completely isolated when closed.

Since the auxiliary valve's sealing piston is positioned almost flush in the through-flow pipe, contamination is not possible at this point. The butterfly valve itself follows our tried and tested, hygienic design principle.

The drive and auxiliary valves can be fitted with optional initiators to monitor the individual valve positions.

The "double-flap principle" offers maximum safety when handling different media in the same pipe system.

Function



If only one control air line is in use, the two auxiliary valves open for flushing and draining when the flaps of the butterfly valve are closed.

This ensures that any liquid that leaks out of the butterfly valve can be diverted into a special container under atmospheric pressure.

Of course, all the valves can also be operated individually. This allows you to set the delay and flushing times to suit your requirements.


When it is depressurised, both sides of the valve are closed and the auxiliary valves are open.

A manual variant with a forced opening mechanism is available as an alternative in the standard AWH portfolio.

Assembly

The intermediate flange design allows for easy installation during assembly and maintenance. The valve itself is fitted with our proved AWH standard butterfly valve gaskets, thus offering maximum compatibility with our standard spare parts.

The auxiliary valves have a connection nozzle with a 3/8" external thread, and can be integrated effortlessly into the existing pipe network using an AWH threaded connection piece.



Technical Data

Material:	medium-contacting 1.4404 (316L)
Operating pressure:	max. 10 bar / max. 145 psi
Control air pressure:	6 - 10 bar / 87 - 145 psi (Air/Spring) 6 - 8 bar / 87 - 116 psi (Air/Air)
Actuator VMove 1	Air/spring NC with built-in position indicator
Gasket material:	EPDM (others available on request)
Dimensions:	DN25 - DN150 and 1" - 4"
Pipe standards:	DIN, Zoll and SMS
Functional principle:	Double-disk principle

For more details, see the catalogue and the installation instructions.



Armaturenwerk Hötensleben GmbH
Schulstr. 5 - 6
D-39393 Hoetensleben

Tel.: +49 39405 92-0
Fax: +49 39405 92-111
e-mail: info@awh.eu
<http://www.awh.eu>

NEUMO Ehrenberg Group

